

hi! have no idea

One eyes?

Use this!

(Next
page)

STEP by STEP.

TOC:

1... step 1

2... S2

3... S3

4... S4

5... S5

Step 1

Draw a straight line, at your likings!



you + my!

STEP 2.


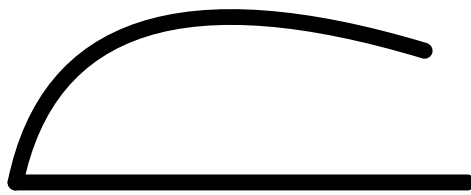
That straight line you just drew, add a curve. It is going to end up looking like a shoe kind of. Like a half shoe. You don't have to do the color black you can do any color!



Don't forget!

Step 3

This step three is kind of like step two but instead you're gonna add a longer curve. It is a bit easier because you just have to connect the curve. Try doing what the drawing below has.




Like
this:
just
add
another
curve!

you try!

Step 4


Now connect the full eye, with the whole straight line that you drew in step one.



You try!

Step 5-

Create the pupil, color the eye in white first.
Then color in the people that you just created
any color that you like.



You try!

hi..!